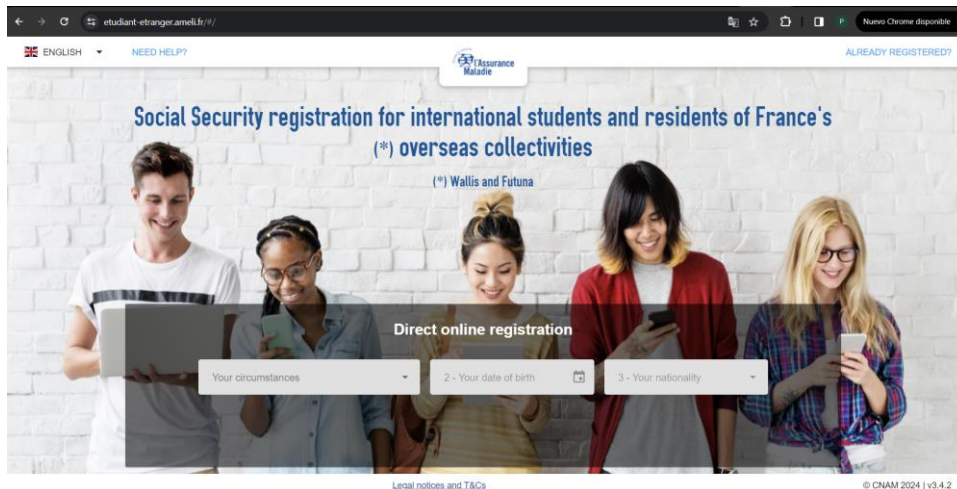


AMELI-AID : HOW TO GET A SOCIAL SECURITY NUMBER

<https://etudiant-etranger.ameli.fr/#/>



1 - Required documents to obtain your certificate of **provisional** right to Social Security :

- | | | |
|---|---|---|
| 1 | Proof of registration for the current academic year | ▼ |
| 2 | Proof of identity | ▼ |
| 3 | A student visa ("visa étudiant") | ▼ |

2 - Additional documents required to complete your Social Security registration and obtain your **final** entitlement certificate :

- | | | |
|---|---|---|
| 4 | A vital record | ▼ |
| 5 | A residency permit ("titre de séjour") | ▼ |
| 6 | An official banking information slip ("RIB") in your name | ▼ |

To finalize your registration you must, **as soon as possible**, deposit in your personal space the documents necessary for obtaining your certificate of final entitlement to Social Security (see above).

Log in

Your personal information

Title*

M. ▼

Last name*

Champ obligatoire. 0 / 80

First name*

Champ obligatoire. 0 / 54

Complete list of your first names

0 / 54

Date of birth

23/11/2000



Nationality

Argentina ▼

Country of birth*

Argentina ▼

Start date of your rights to Health Insurance*

01/02/2024



Your address in France

1 rue joliot curie 91190



1 Rue Joliot-curie 91190 Gif-sur-Yvette

Street number

Complement ▼

Lane type*



Street name*

Additional address information

Zip code*

Required documents for your registration

Proof of registration for the current academic year 

Drag-and-drop your document or click to insert a file
Maximum size: 4 MB. Accepted formats: PDF, JPEG, PNG

Proof of identity 

(fully legible): Passport or National Identity Card (both sides)

Drag-and-drop your document or click to insert a file
Maximum size: 2 Mo. Accepted format: PDF

A student visa ("visa étudiant") 

FOR THE VISA

Validity start date*

Champ obligatoire.

End of validity date*


All fields of this form are mandatory

CANCEL FILE TRANSFER

SAVE


If you do not have the documents below in your possession, you will need to upload them to your personal area as soon as you have received them in order to complete your registration.

A vital record 





Drag-and-drop your document or click to insert a file
Maximum size: 2 Mo. Accepted format: PDF

A residency permit ("titre de séjour") 



Drag-and-drop your document or click to insert a file
Maximum size: 4 MB. Accepted formats: PDF, JPEG, PNG

An official banking information slip ("RIB") in your name  

AFTER COMPLETING EVERYTHING YOUR ACCOUNT WILL BE CREATED. ONCE YOU HAVE UPLOADED ALL YOUR DOCUMENTS, YOU'LL HAVE TO WAIT SOME TIME FOR THEM TO BE VALIDATED AND AFTERWARDS YOU'LL RECEIVE YOUR SOCIAL SECURITY NUMBER.

HOW TO GET INTO YOUR ACCOUNT AND GET A "CARTE VITALE"

ONCE YOU HAVE THE SOCIAL SECURITY NUMBER (AND AFTER SOME WEEKS OF HAVING IT I WOULD SAY), YOU HAVE TO CALL 3646 AND ASK FOR A "RENDEZ-VOUS TELEPHONIQUE". A PERSON WILL ANSWER THE CALL AFTERWARDS, IN THERE YOU HAVE TO ASK TELL THEM THAT YOU NEED YOUR PASSWORD FOR YOUR AMELI ACCOUNT, THEY WILL ASK YOU FOR SOME INFORMATION (SOCIAL SECURITY NUMBER, IBAN, AND PHONE NUMBER). YOU'LL IMMEDIATELY RECEIVE AN SMS WITH YOUR PASSWORD. GET IN YOUR AMELI ACCOUNT AND CHANGE THE PASSWORD.

ONCE IN YOUR ACCOUNT GO TO "MES DEMARCHES" > "COMMANDER UNE CARTE VITALE"

IN THERE YOU'LL HAVE TO UPLOAD A PICTURE OF YOURSELF AND A PICTURE OF YOUR PASSPORT
AFTER 10 DAYS YOU'LL RECEIVE YOUR CARTE VITALE